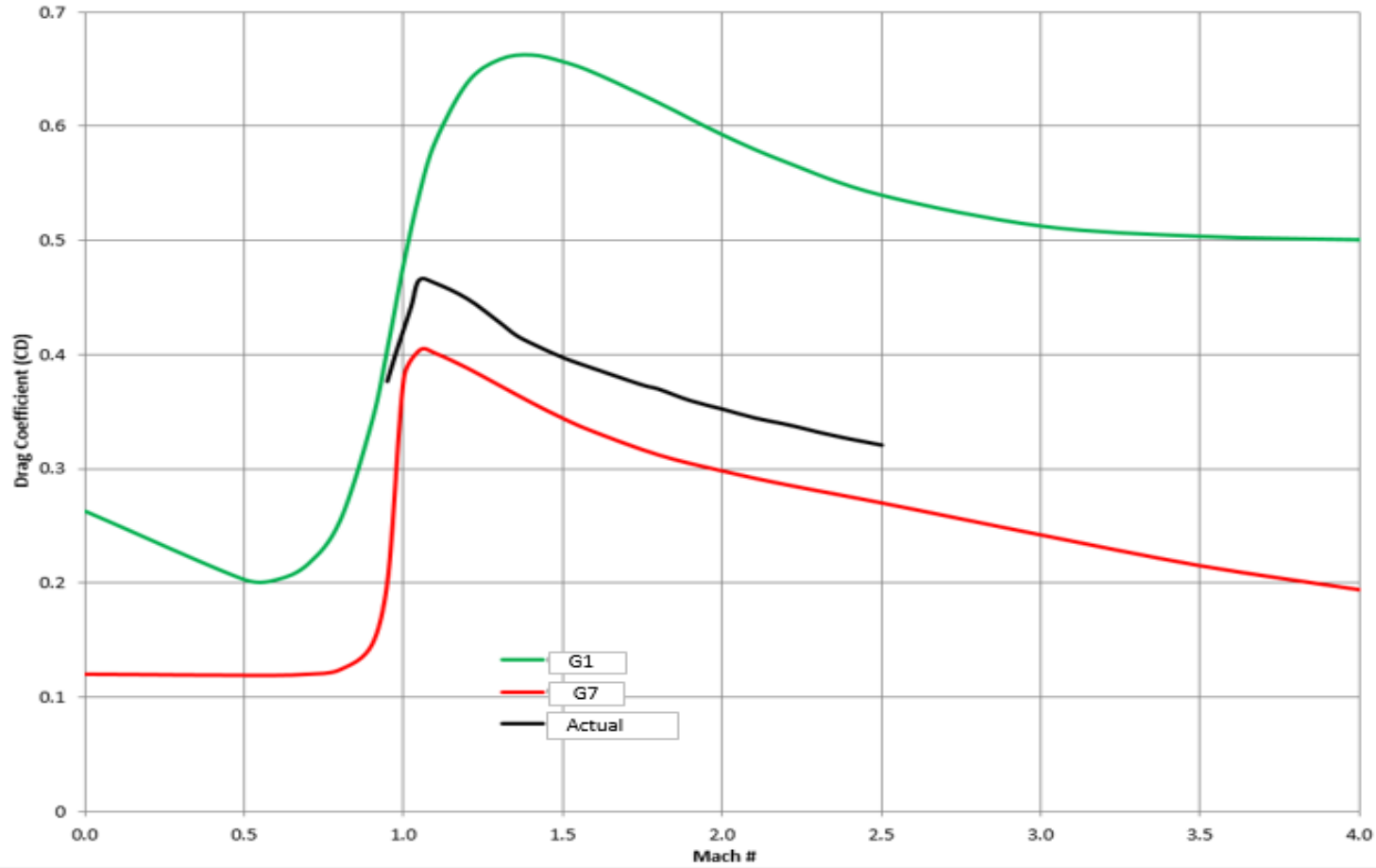


5.56 x 45mm 85 Grain OTM BT



Standard Conditions, 2" Sight Height				
Range yards	Velocity ft/sec	Drop In	Drop MOA	Drop MRAD
0	2600	-2		
50	2491	-0.3	0.6	0.2
100	2385	0.0	0.0	0.0
150	2281	-1.2	-0.8	-0.2
200	2180	-4.1	-2.0	-0.6
250	2082	-8.9	-3.4	-1.0
300	1986	-15.6	-4.9	-1.4
350	1892	-24.5	-6.7	-1.9
400	1802	-35.9	-8.5	-2.5
450	1715	-49.9	-10.6	-3.1
500	1631	-66.9	-12.8	-3.7
550	1551	-87.2	-15.1	-4.4
600	1475	-111.1	-17.6	-5.1
650	1403	-139.0	-20.4	-5.9
700	1335	-171.3	-23.3	-6.8
750	1273	-208.5	-26.5	-7.7
800	1217	-251.0	-29.9	-8.7
850	1167	-299.4	-33.5	-9.7
900	1122	-354.2	-37.5	-10.9
950	1084	-415.9	-41.7	-12.1
1000	1050	-485.0	-46.2	-13.4

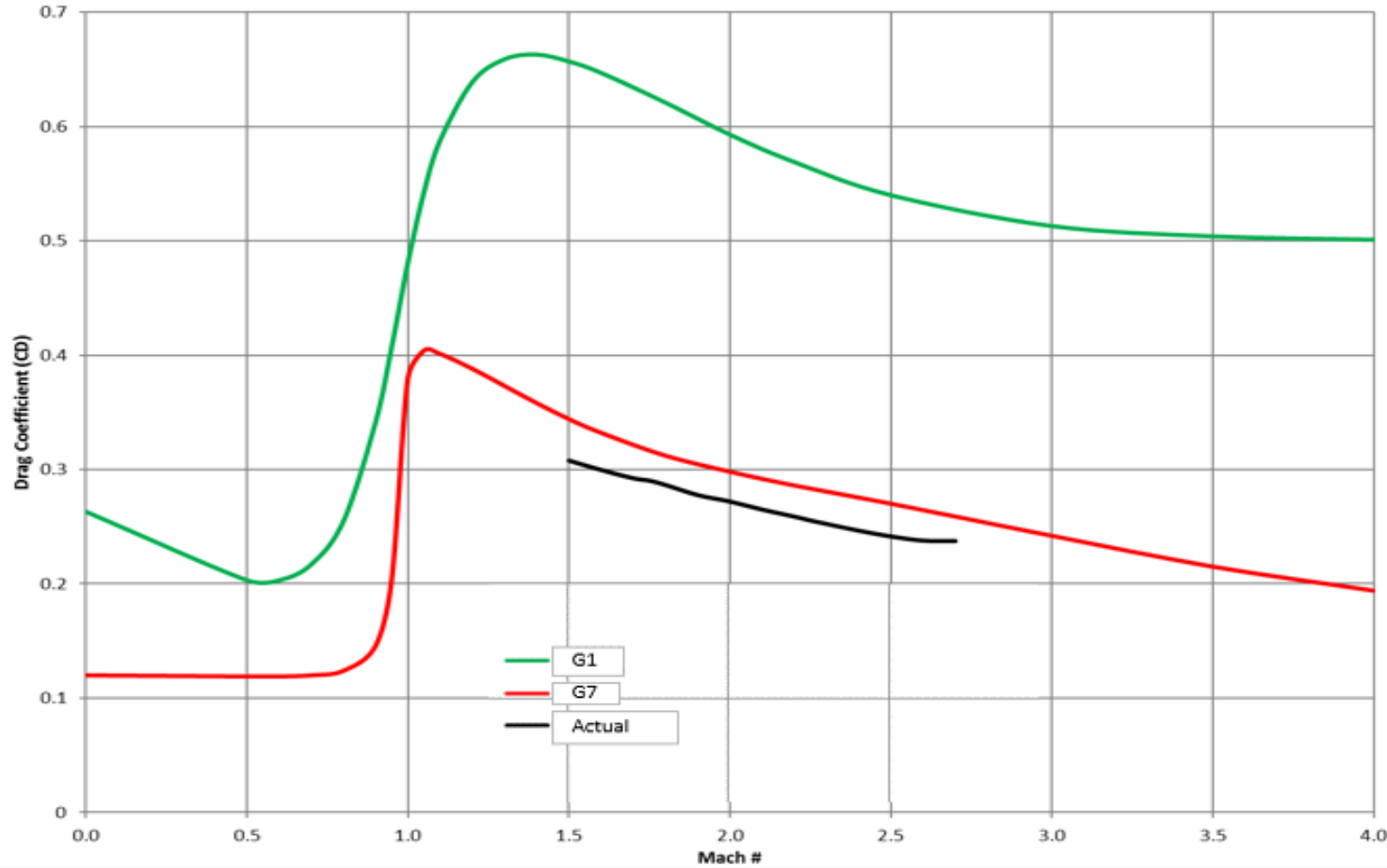
Velocity Range

1200 - 2600fps

G1 BC 0.403

G7 BC 0.205

6mm Creedmoor 112 Grain OTM BT



Velocity Range

G1 BC 0.624

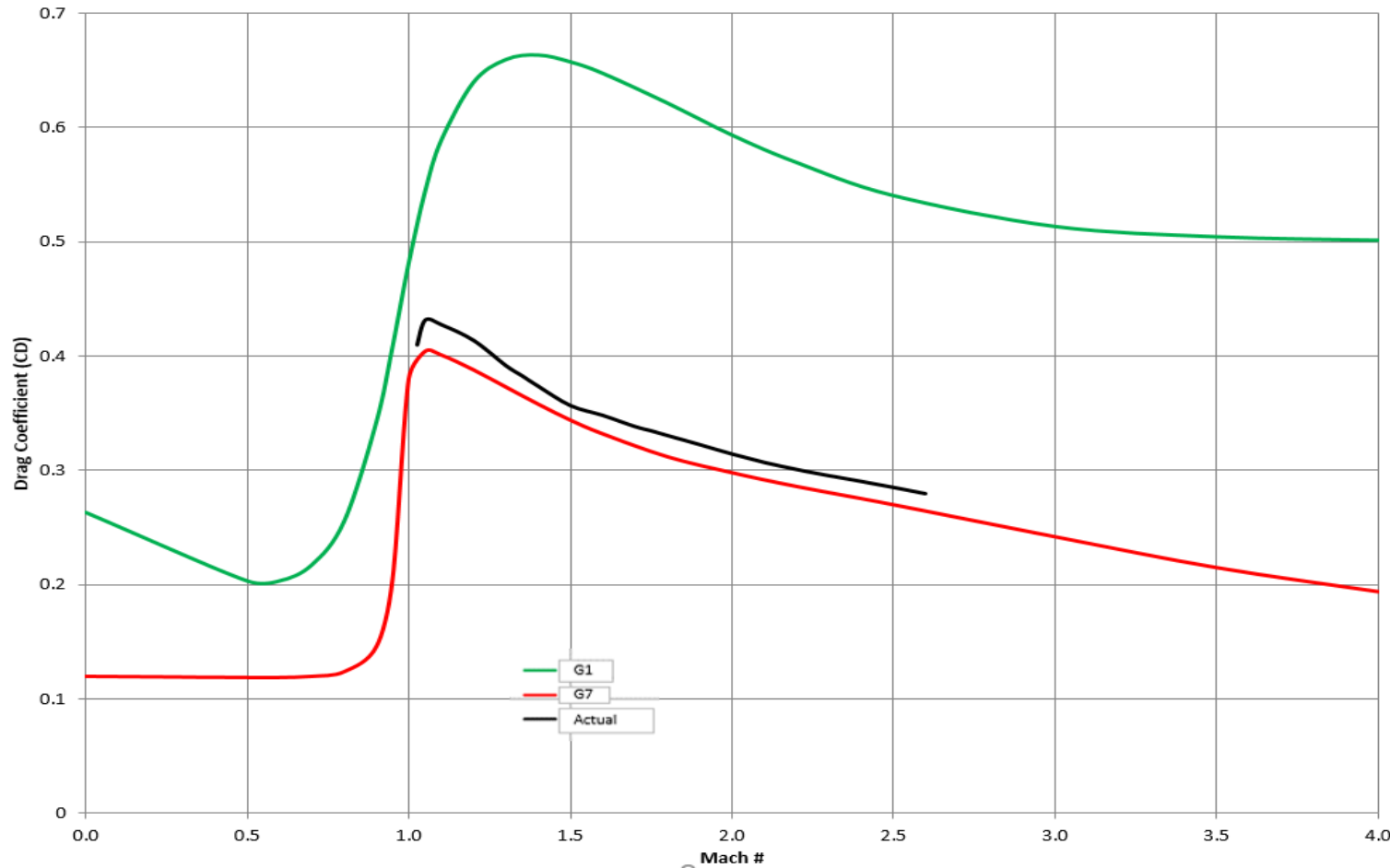
G7 BC 0.300

1680 - 3000fps

Standard Conditions, 2" Sight Height

Range yards	Velocity ft/sec	Drop In	Drop MOA	Drop MRAD
0	2960	-2		
50	2883	-0.5	0.0	0.00
100	2808	0.0	0.0	0.0
150	2734	-0.6	-0.4	-0.1
200	2662	-2.4	-1.1	-0.3
250	2590	-5.4	-2.1	-0.6
300	2520	-9.7	-3.1	-0.9
350	2450	-15.4	-4.2	-1.2
400	2382	-22.5	-5.4	-1.6
450	2315	-31.2	-6.6	-1.9
500	2249	-41.5	-7.9	-2.3
550	2184	-53.5	-9.3	-2.7
600	2120	-67.3	-10.7	-3.1
650	2057	-83.0	-12.2	-3.5
700	1995	-100.8	-13.7	-4.0
750	1934	-120.8	-15.3	-4.4
800	1875	-143.2	-17.0	-4.9
850	1816	-167.9	-18.8	-5.5
900	1759	-195.4	-20.7	-6.0
950	1704	-225.6	-22.6	-6.6
1000	1650	-258.8	-24.6	-7.1
1100	1546	-335.0	-29.0	-8.4
1200	1448	-425.9	-33.8	-9.8
1300	1358	-533.3	-39.1	-11.3
1400	1277	-659.6	-44.9	-13.0
1500	1205	-807.2	-51.2	-14.9

6.5 Grendel 120 Grain OTM BT



Standard Conditions, 2" Sight Height				
Range yards	Velocity ft/sec	Drop In	Drop MOA	Drop MRAD
0	2590	-2		
50	2495	-0.3	0.0	0.00
100	2401	0.0	0.0	0.0
150	2310	-1.2	-0.8	-0.2
200	2221	-4.0	-1.9	-0.6
250	2133	-8.6	-3.3	-1.0
300	2048	-15.1	-4.8	-1.4
350	1965	-23.7	-6.5	-1.9
400	1883	-34.6	-8.2	-2.4
450	1804	-47.8	-10.1	-2.9
500	1728	-63.8	-12.2	-3.5
550	1654	-82.7	-14.3	-4.2
600	1582	-104.7	-16.6	-4.8
650	1514	-130.2	-19.1	-5.5
700	1448	-159.5	-21.7	-6.3
750	1387	-193.0	-24.5	-7.1
800	1328	-231.0	-27.5	-8.0
850	1274	-273.9	-30.7	-8.9
900	1225	-322.1	-34.1	-9.9
950	1179	-376.2	-37.7	-10.9
1000	1139	-436.5	-41.6	-12.1

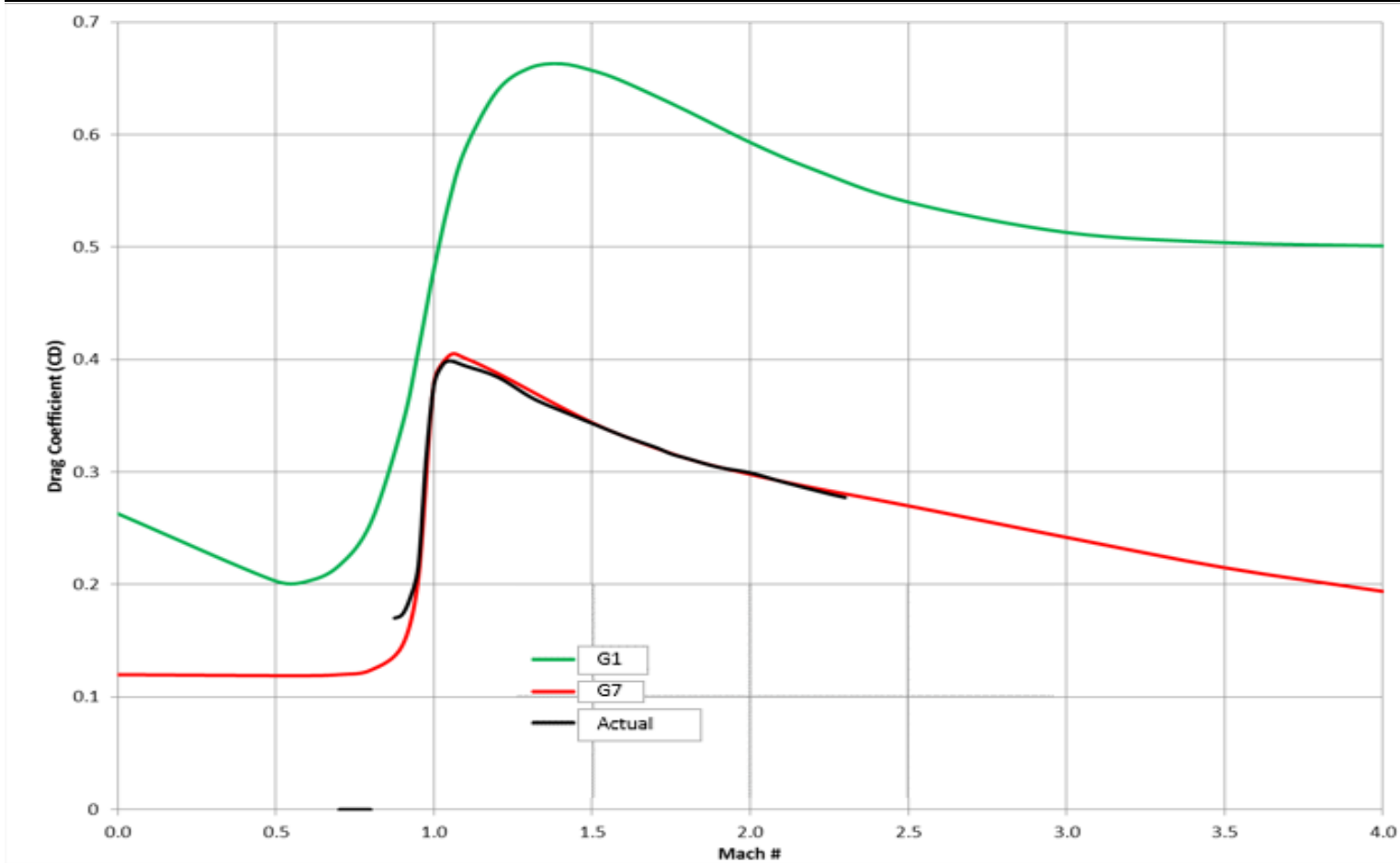
Velocity Range

G1 BC 0.460

G7 BC 0.234

1200 - 2600fps

6.5 Creedmoor 140 Grain OTM BT

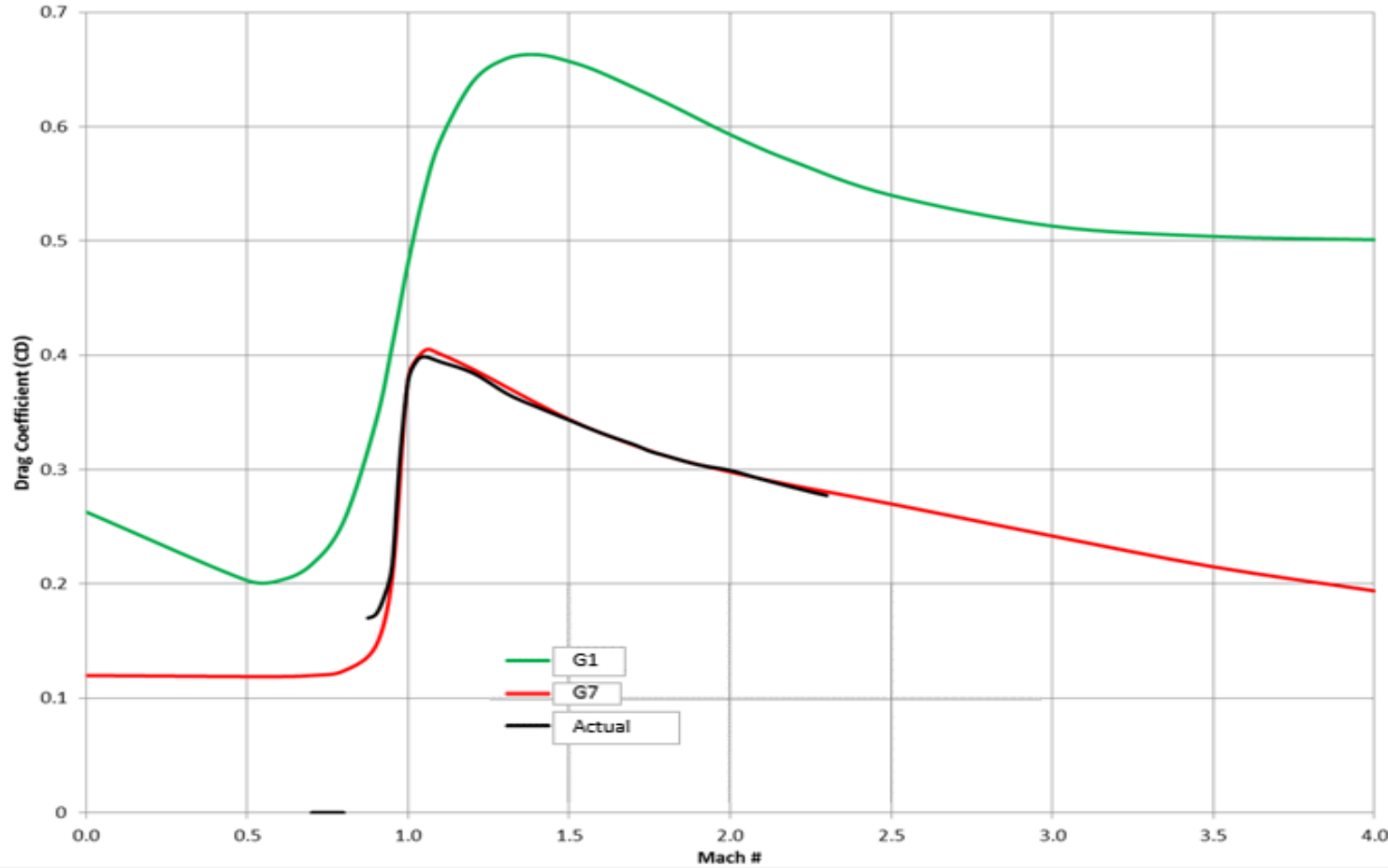


Velocity Range

1200 - 2800fps
G1 BC 0.586
G7 BC 0.289

Standard Conditions, 2" Sight Height				
Range yards	Velocity ft/sec	Drop In	Drop MOA	Drop MRAD
0	2700	-2		
50	2623	-0.4	0.0	0.00
100	2548	0.0	0.0	0.0
150	2473	-1.0	-0.6	-0.2
200	2400	-3.4	-1.6	-0.5
250	2329	-7.3	-2.8	-0.8
300	2258	-12.8	-4.1	-1.2
350	2189	-20.0	-5.4	-1.6
400	2120	-29.0	-6.9	-2.0
450	2053	-39.9	-8.5	-2.5
500	1988	-53.0	-10.1	-2.9
550	1923	-68.2	-11.8	-3.4
600	1860	-85.7	-13.6	-3.9
650	1798	-105.8	-15.5	-4.5
700	1738	-128.6	-17.5	-5.1
750	1680	-154.2	-19.6	-5.7
800	1623	-182.9	-21.8	-6.3
850	1567	-215.0	-24.1	-7.0
900	1514	-250.5	-26.5	-7.7
950	1462	-289.9	-29.1	-8.4
1000	1413	-333.3	-31.7	-9.2
1100	1321	-433.5	-37.5	-10.9
1200	1239	-553.7	-43.9	-12.7
1300	1168	-696.5	-51.0	-14.8
1400	1108	-864.9	-58.8	-17.1
1500	1060	-1061.6	-67.4	-19.5

260 Remington 140 Grain OTM BT

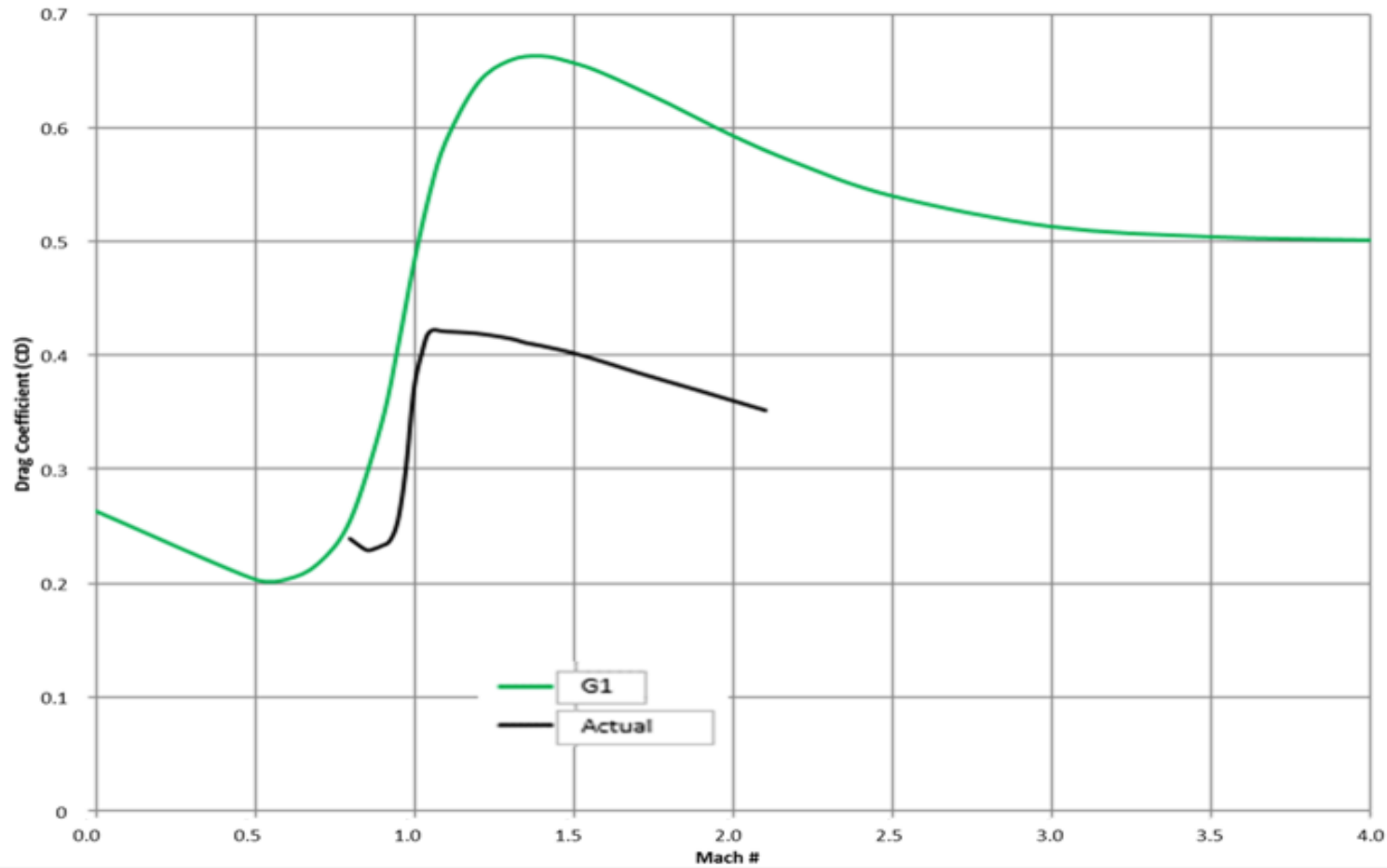


Velocity Range

1200 - 2800fps
G1 BC 0.586
G7 BC 0.289

Standard Conditions, 2" Sight Height				
Range yards	Velocity ft/sec	Drop In	Drop MOA	Drop MRAD
0	2735	-2		
50	2658	-0.4	0.0	0.00
100	2581	0.0	0.0	0.0
150	2507	-0.9	-0.6	-0.2
200	2433	-3.2	-1.5	-0.4
250	2361	-7.0	-2.7	-0.8
300	2290	-12.3	-3.9	-1.1
350	2220	-19.3	-5.3	-1.5
400	2151	-28.1	-6.7	-1.9
450	2083	-38.7	-8.2	-2.4
500	2017	-51.3	-9.8	-2.8
550	1952	-66.1	-11.4	-3.3
600	1888	-83.1	-13.2	-3.8
650	1826	-102.6	-15.0	-4.4
700	1765	-124.7	-17.0	-4.9
750	1706	-149.6	-19.0	-5.5
800	1648	-177.5	-21.1	-6.1
850	1592	-208.5	-23.4	-6.8
900	1538	-243.0	-25.7	-7.5
950	1485	-281.2	-28.2	-8.2
1000	1435	-323.3	-30.8	-8.9
1100	1341	-420.5	-36.4	-10.6
1200	1256	-537.1	-42.6	-12.4
1300	1183	-675.7	-49.5	-14.4
1400	1121	-839.2	-57.1	-16.6
1500	1070	-1030.5	-65.4	-19.0

300 AAC Blackout 125 Grain OTM FB



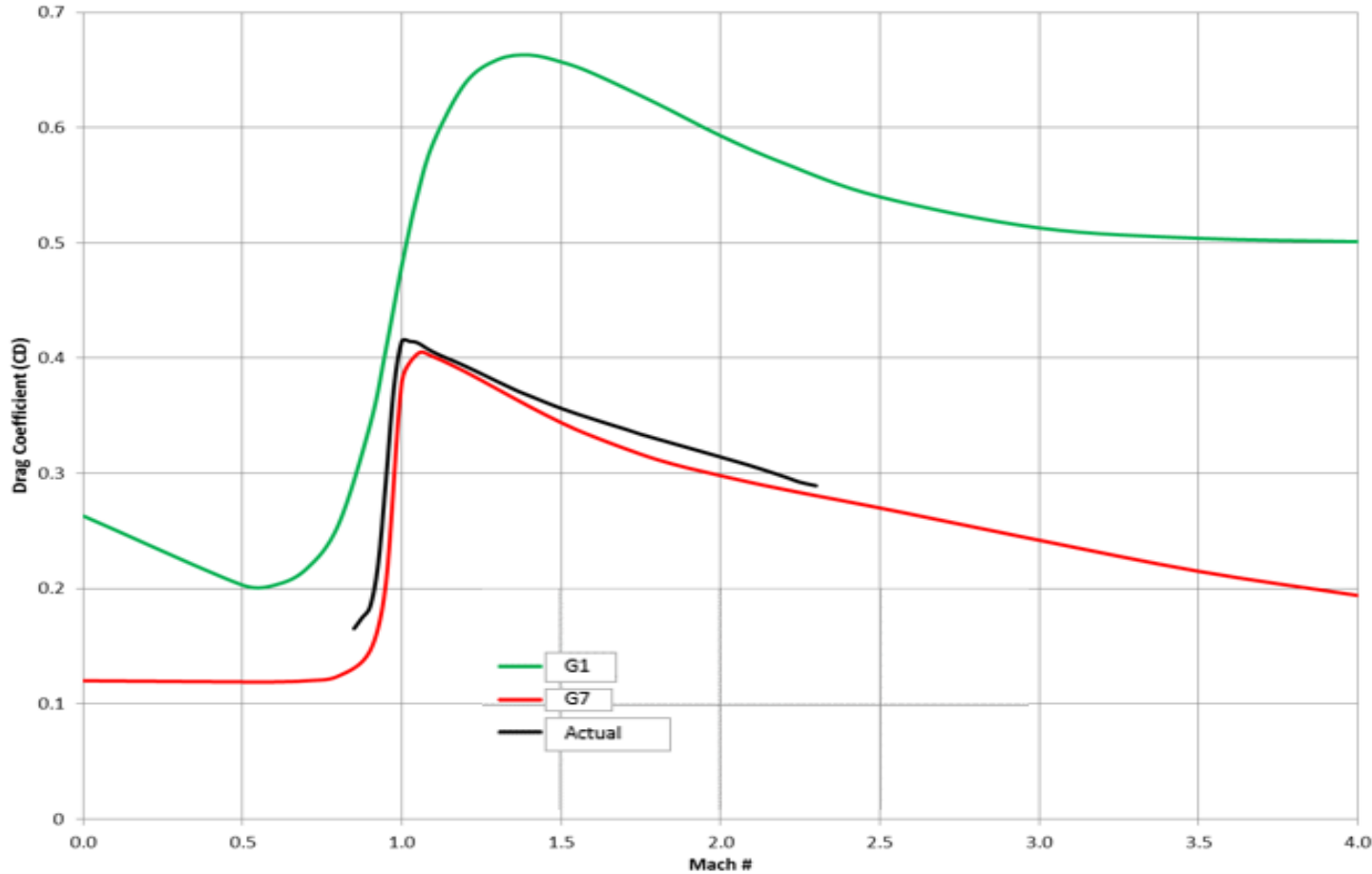
Standard Conditions, 2.5" Sight Height				
Range yards	Velocity ft/sec	Drop In	Drop MOA	Drop MRAD
0	2215	-2.5		
50	2094	-0.3	0.0	0.00
100	1977	0.0	0.0	0.0
150	1864	-2.0	-1.3	-0.4
200	1755	-6.4	-3.1	-0.9
250	1651	-13.7	-5.2	-1.5
300	1552	-24.2	-7.7	-2.2
350	1460	-38.3	-10.4	-3.0
400	1373	-56.5	-13.5	-3.9
450	1295	-79.3	-16.8	-4.9
500	1224	-107.3	-20.4	-5.9

Velocity Range

1200 - 2350fps

G1 BC 0.330

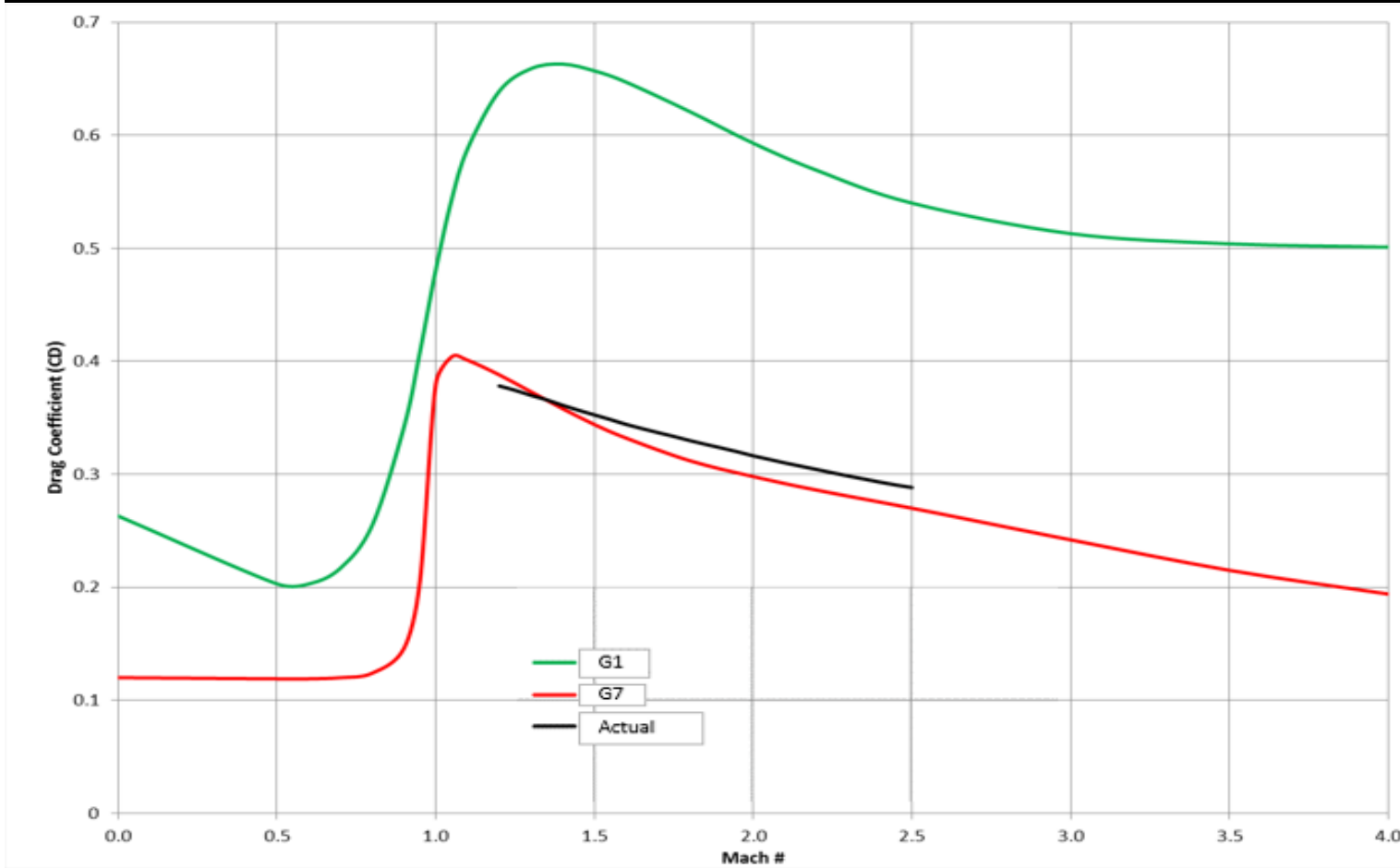
308 Win 175 Grain OTM BT



Velocity Range
1200 - 2700fps
G1 BC 0.521
G7 BC 0.255

Standard Conditions, 2" Sight Height				
Range yards	Velocity ft/sec	Drop In	Drop MOA	Drop MRAD
0	2600	-2		
50	2515	-0.3	0.6	0.17
100	2432	0.0	0.0	0.00
150	2349	-1.2	-0.7	-0.21
200	2269	-3.9	-1.8	-0.54
250	2189	-8.3	-3.2	-0.92
300	2111	-14.5	-4.6	-1.34
350	2034	-22.7	-6.2	-1.79
400	1958	-33.0	-7.9	-2.28
450	1884	-45.5	-9.6	-2.79
500	1811	-60.5	-11.5	-3.34
550	1740	-78.2	-13.5	-3.92
600	1670	-98.7	-15.7	-4.54
650	1601	-122.3	-17.9	-5.20
700	1535	-149.3	-20.3	-5.89
750	1469	-180.0	-22.9	-6.63
800	1405	-214.7	-25.6	-7.41
850	1343	-253.8	-28.4	-8.25
900	1282	-297.8	-31.5	-9.14
950	1223	-347.0	-34.8	-10.09
1000	1167	-402.0	-38.3	-11.10
1050	1117	-463.4	-42.0	-12.19
1100	1081	-531.7	-46.0	-13.35
1150	1054	-607.4	-50.3	-14.59
1200	1032	-691.0	-54.8	-15.90

300 Win Mag 220 Grain OTM BT



Standard Conditions, 2" Sight Height				
Range yards	Velocity ft/sec	Drop In	Drop MOA	Drop MRAD
0	2775	-2		
50	2703	-0.4	0.0	0.00
100	2633	0.0	0.0	0.0
150	2563	-0.9	-0.5	-0.2
200	2494	-3.0	-1.4	-0.4
250	2427	-6.6	-2.5	-0.7
300	2360	-11.6	-3.7	-1.1
350	2295	-18.2	-5.0	-1.4
400	2230	-26.5	-6.3	-1.8
450	2167	-36.5	-7.7	-2.2
500	2105	-48.3	-9.2	-2.7
550	2043	-62.2	-10.8	-3.1
600	1983	-78.1	-12.4	-3.6
650	1923	-96.2	-14.1	-4.1
700	1865	-116.6	-15.9	-4.6
750	1807	-139.6	-17.7	-5.1
800	1750	-165.2	-19.7	-5.7
850	1693	-193.6	-21.7	-6.3
900	1638	-225.1	-23.8	-6.9
950	1583	-259.9	-26.1	-7.6
1000	1529	-298.1	-28.4	-8.2
1100	1424	-385.9	-33.4	-9.7
1200	1323	-490.9	-39.0	-11.3
1300	1226	-615.8	-45.1	-13.1
1400	1135	-763.9	-52.0	-15.1
1500	1069	-939.1	-59.6	-17.3

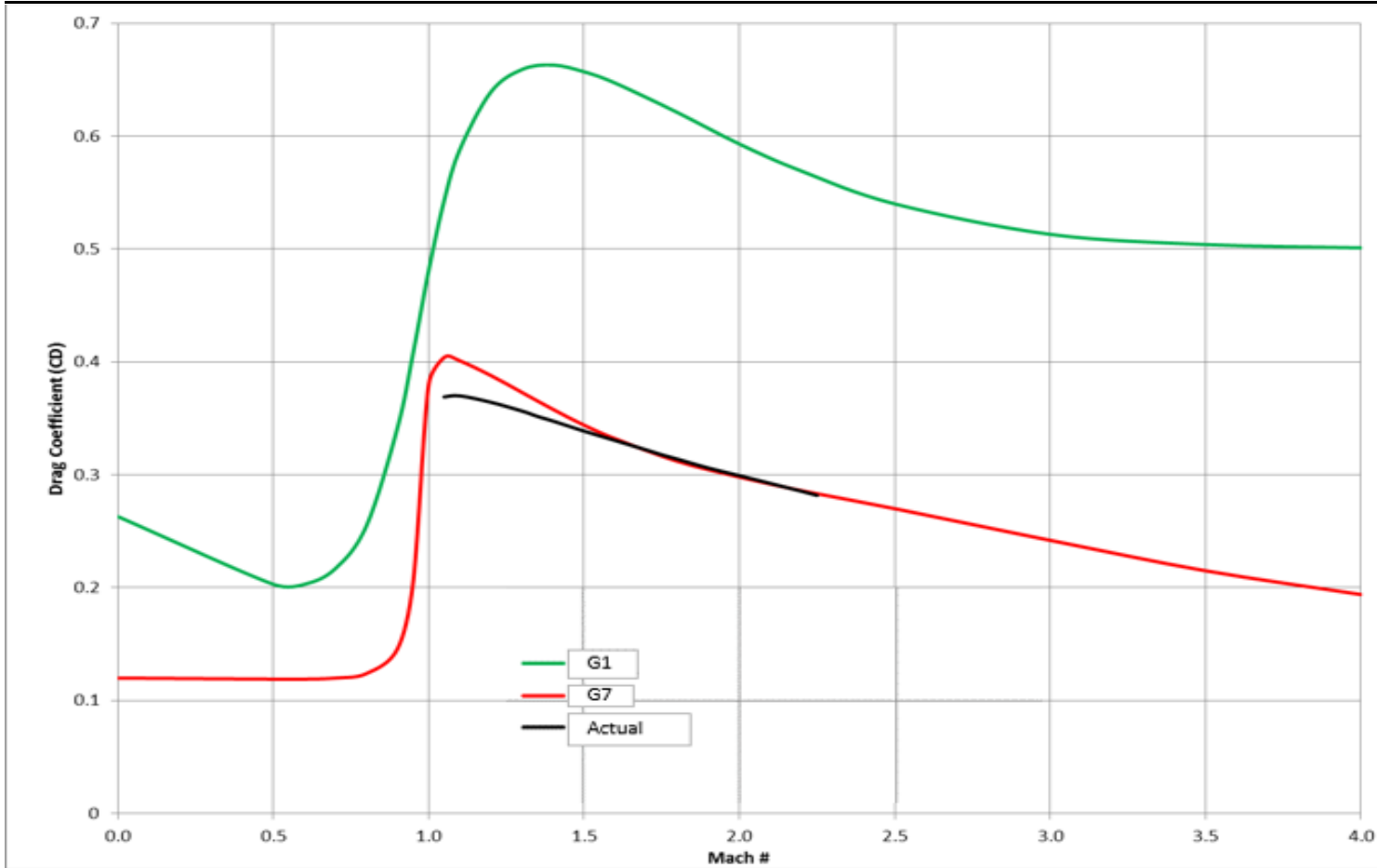
Velocity Range

G1 BC 0.611

G7 BC 0.319

1200 - 2800fps

338 Lapua Mag 300 Grain OTM BT



Velocity Range

1200 - 2600fps

G1 BC 0.716

G7 BC 0.382

Standard Conditions, 2" Sight Height

Range yards	Velocity ft/sec	Drop In	Drop MOA	Drop MRAD
0	2600	-2		
100	2483	0.0	0.0	0.00
200	2369	-3.6	-1.7	-0.5
300	2258	-13.4	-4.3	-1.2
400	2149	-30.0	-7.2	-2.1
500	2044	-54.2	-10.3	-3.0
600	1941	-86.6	-13.7	-4.0
700	1842	-128.3	-17.5	-5.1
800	1746	-180.2	-21.5	-6.2
900	1654	-243.5	-25.8	-7.5
1000	1565	-319.5	-30.4	-8.8
1100	1479	-409.7	-35.5	-10.3
1200	1397	-515.7	-40.9	-11.9
1300	1317	-639.5	-46.9	-13.6
1400	1241	-783.4	-53.3	-15.5
1500	1169	-949.8	-60.3	-17.5
1600	1107	-1141.5	-67.9	-19.7
1700	1063	-1361.5	-76.3	-22.1
1800	1030	-1612.2	-85.3	-24.7
1900	1002	-1895.5	-95.0	-27.6
2000	978	-2213.3	-105.4	-30.6
2100	957	-2567.3	-116.4	-33.8
2200	937	-2959.1	-128.1	-37.1
2300	918	-3390.5	-140.4	-40.7
2400	899	-3863.0	-153.3	-44.5
2500	881	-4378.3	-166.8	-48.4